

Select your language

- German
- English
- Spanish
- French
- Dutch
- Italian
- Polish
- Czech
- Russian
- Norwegian Bokmål

Worldwide English



M30-PVL30 - Emergency stop/emergency switching off pushbutton, RMQ-Titan, Mushroom-shaped, Pull-to-release function



197545 M30-PVL30

[Overview](#) [Specifications](#) [Resources](#)



197545 M30-PVL30

Emergency stop/emergency switching off pushbutton, RMQ-Titan, Mushroom-shaped, Pull-to-release function

Emergency stop/emergency switching off pushbutton, Product range: RMQ-Titan, Single unit, Design: Mushroom-shaped, Diameter: 30 mm, Illumination: Illuminated with LED element, Pull-to-release function, Description: Tamper-proof according to ISO 13850/EN 418, Colour Mushroom head: Red, Colour Base: yellow, Degree of Protection: IP65, IP66, IP69, Connection to SmartWire-DT: no, Front dimensions: 35, Instructions: Max. Configuration: 4 x M22-(C)K01, ...10 or 2 x M22-(C)K02, ..20, ...11 and 1 x M22-(F)LED..., When using M22-PVL... with 1 x M22-K01SMC10 (single channel), article M22-XSMC (order no.: 173030) is required. Order this item separately., Standards: EN 50581:2012, EN 60947-5-1:2017, EN 60947-5-5:1997 + A1:2005 + A11:2013 + A2:2017, EN ISO 13850:2015, 2006/42/EC Machinery Directive



- [Delivery program](#)
- [Technical data](#)
- [Design verification as per IEC/EN 61439](#)
- [Technical data ETIM 7.0](#)
- [Approvals](#)
- [Dimensions](#)

Delivery program

Product range
RMQ-Titan
Basic function
Controlled stop pushbuttons/emergency-stop buttons
Mounting hole diameter [□]
30.5 mm
Single unit/Complete unit
Single unit
Design
Mushroom-shaped
Diameter [□]
30 mm
Illumination
Illuminated with LED element
Pull-to-release function
Description
Tamper-proof according to ISO 13850/EN 418
Colour
Mushroom head

Red



Base

yellow

Degree of Protection

IP65, IP66, IP69

Connection to SmartWire-DT

no

Actuator travel and actuation force as per DIN EN 60947-5-1, K.5.4.1

Minimum force for positive opening [N]

0

Instructions

Max. Configuration: 4 x M22-(C)K01, ...10 or 2 x M22-(C)K02, ..20, ...11 and 1 x M22-(F)LED...

When using M22-PV/L... with 1 x M22-K01SMC10 (single channel), article M22-XSMC (order no.: 173030) is required.

Order this item separately.

Technical data

General

Standards

EN 50581:2012

EN 60947-5-1:2017

EN 60947-5-5:1997 + A1:2005 + A11:2013 + A2:2017

EN ISO 13850:2015

2006/42/EC Machinery Directive

certificate

CE, EAC UL, CSA, CCC

Lifespan, mechanical [Operations]

70000

Operating frequency [Operations/h]

600

Actuating force

50 n

Climatic proofing

Damp heat, constant, to IEC 60068-2-78

Damp heat, cyclic, to IEC 60068-2-30

Degree of Protection

IP65, IP66, IP69

Ambient temperatureOpen

-25 - +70 °C

Mounting position

As required

Mechanical shock resistance

50

Shock duration 11 ms

Sinusoidal

according to IEC 60068-2-27 g

Design verification as per IEC/EN 61439

Technical data for design verification

Rated operational current for specified heat dissipation [I_r]

0 A

Heat dissipation per pole, current-dependent [P_{vid}]

0 W

Equipment heat dissipation, current-dependent [P_{vid}]

0 W

Static heat dissipation, non-current-dependent [P_{vs}]

0 W

Heat dissipation capacity [P_{diss}]

0 W

Operating ambient temperature min.

-25 °C

Operating ambient temperature max.

+70 °C

IEC/EN 61439 design verification

10.2 Strength of materials and parts 10.2.2 Corrosion resistance

Meets the product standard's requirements.

10.2 Strength of materials and parts 10.2.3.1 Verification of thermal stability of enclosures

Meets the product standard's requirements.

10.2 Strength of materials and parts 10.2.3.2 Verification of resistance of insulating materials to normal heat

Meets the product standard's requirements.

10.2 Strength of materials and parts 10.2.3.3 Verification of resistance of insulating materials to abnormal heat and fire due to internal electric effects

Meets the product standard's requirements.

10.2 Strength of materials and parts 10.2.4 Resistance to ultra-violet (UV) radiation

Please enquire

10.2 Strength of materials and parts 10.2.5 Lifting

Does not apply, since the entire switchgear needs to be evaluated.

10.2 Strength of materials and parts 10.2.6 Mechanical impact

Does not apply, since the entire switchgear needs to be evaluated.

10.2 Strength of materials and parts 10.2.7 Inscriptions

Meets the product standard's requirements.

10.3 Degree of protection of ASSEMBLIES

Does not apply, since the entire switchgear needs to be evaluated.

10.4 Clearances and creepage distances

Meets the product standard's requirements.

10.5 Protection against electric shock

Does not apply, since the entire switchgear needs to be evaluated.

10.6 Incorporation of switching devices and components

Does not apply, since the entire switchgear needs to be evaluated.

10.7 Internal electrical circuits and connections

Is the panel builder's responsibility.

10.8 Connections for external conductors

Is the panel builder's responsibility.

10.9 Insulation properties 10.9.2 Power-frequency electric strength

Is the panel builder's responsibility.

10.9 Insulation properties 10.9.3 Impulse withstand voltage

Is the panel builder's responsibility.

10.9 Insulation properties 10.9.4 Testing of enclosures made of insulating material

Is the panel builder's responsibility.

10.10 Temperature rise

Not applicable.

10.11 Short-circuit rating

Is the panel builder's responsibility. The specifications for the switchgear must be observed.

Technical data ETIM 7.0

Low-voltage industrial components (EG000017) / Front element for mushroom push-button (EC001038)

Electric engineering, automation, process control engineering / Low-voltage switch technology / Command and alarm device / Front element for mushroom push-button actuators (ecl@ss10.0.1-27-37-12-12 [AKF030014])

Colour button

Red

Construction type lens

Round

Diameter cap

30 mm

Hole diameter

30.5 mm

Width opening

0 mm

Height opening

0 mm

Degree of protection (IP)

Other

Degree of protection (NEVA)

4X

Type of button

High

Suitable for illumination

Yes

Switching function latching

Yes

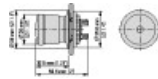
Spring-return

No
With front ring
No
Material front ring
Other
Colour front ring
Other
Suitable for emergency stop
Yes
Unlocking method
Full-release

Approvals

North America Certification
Request filed for UL, CSA certified

Dimensions



CAD data

- [Product-specific CAD data](#)
(Web)
- [3D Preview](#)
(Web)

DWG files

- [DA-CD-m30_pvl30](#)
File
(Web)

edz files

- [DA-CE-ETN.M30-PVL30](#)
File
(Web)

Step files

- [DA-CS-m30_pvl30](#)
File
(Web)

Additional product information

- [DGV Test Mark Customer Information](#)
(PDF)

Product photo



[M22-FVL30_CTP](#)
Photo



[M22-FVL30_LTP](#)
Photo

Symbol

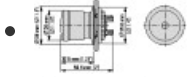


1160SPC-74

Graphic

Button plate, red, red LED

Dimensions single product



1160DIM-215

Line drawing

Instruction Leaflet

- [Emergency-Switching-Off/Emergency-Stop \(IL047025ZU\)](#)
Asset
(PDF, 05/2021, multilingual)

Standards

- [000Z425](#)
Logo
Certification: DGUV ET16107

Declaration of Conformity

EU


- [E-stop operating devices RMQ Titan & acc. M22/M30\(S\)-PV\(LT\)30...](#) (DA-DC-00003323)
Asset
(PDF)
- [Emergency-stop operating devices RMQ Titan & accessories M22-..., M30-...](#) (DA-DC-00003622)
Asset
(PDF)
- [DA-DC-dguv_test_zeichen_infoblatt_kunden](#)
Asset
(PDF)

Download-Center

- [Download-Center \(this item\)](#)
Eaton EMEA Download-Center - download data for this item
- [Download-Center](#)
Eaton EMEA Download-Center

 [Generate data sheet in PDF format](#)

 [Generate data sheet in Excel format](#)

 [Write a comment](#)

[Imprint](#) [Privacy Policy](#) [Legal Disclaimer](#) [Terms and Conditions](#)

© 2021 by Eaton Industries GmbH